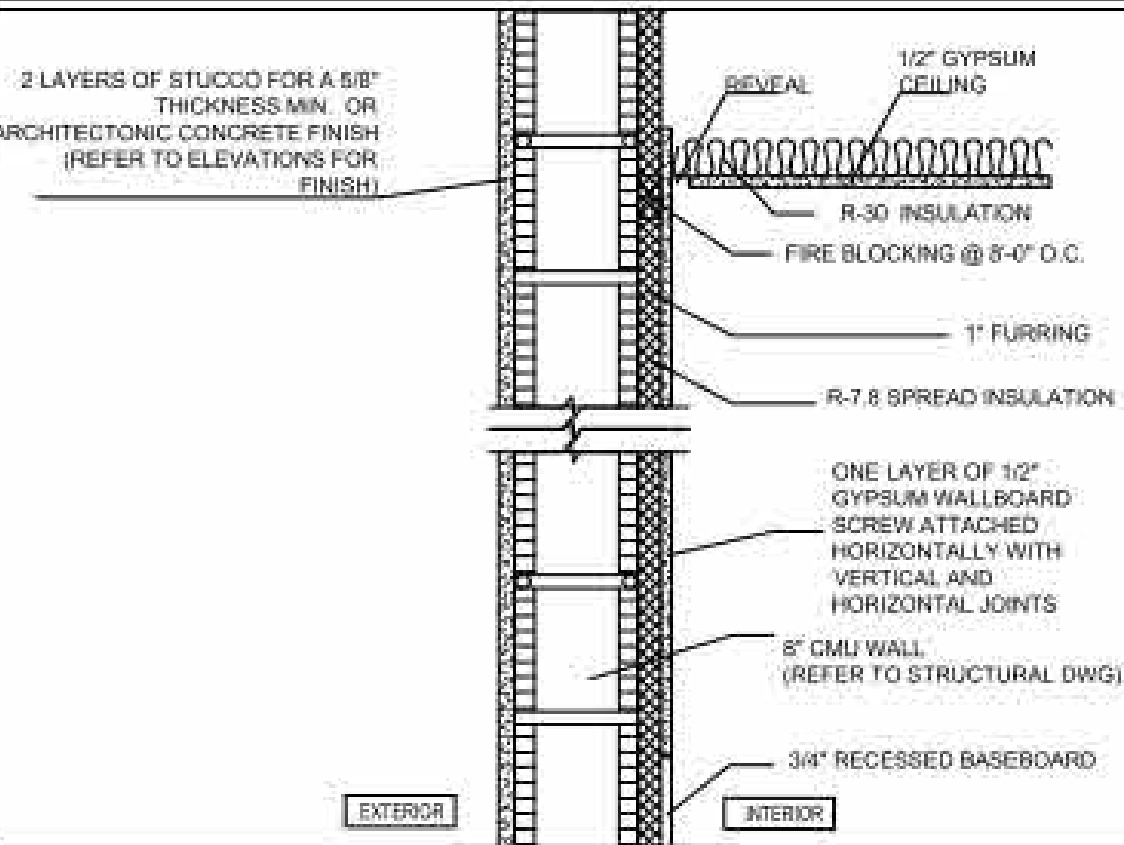
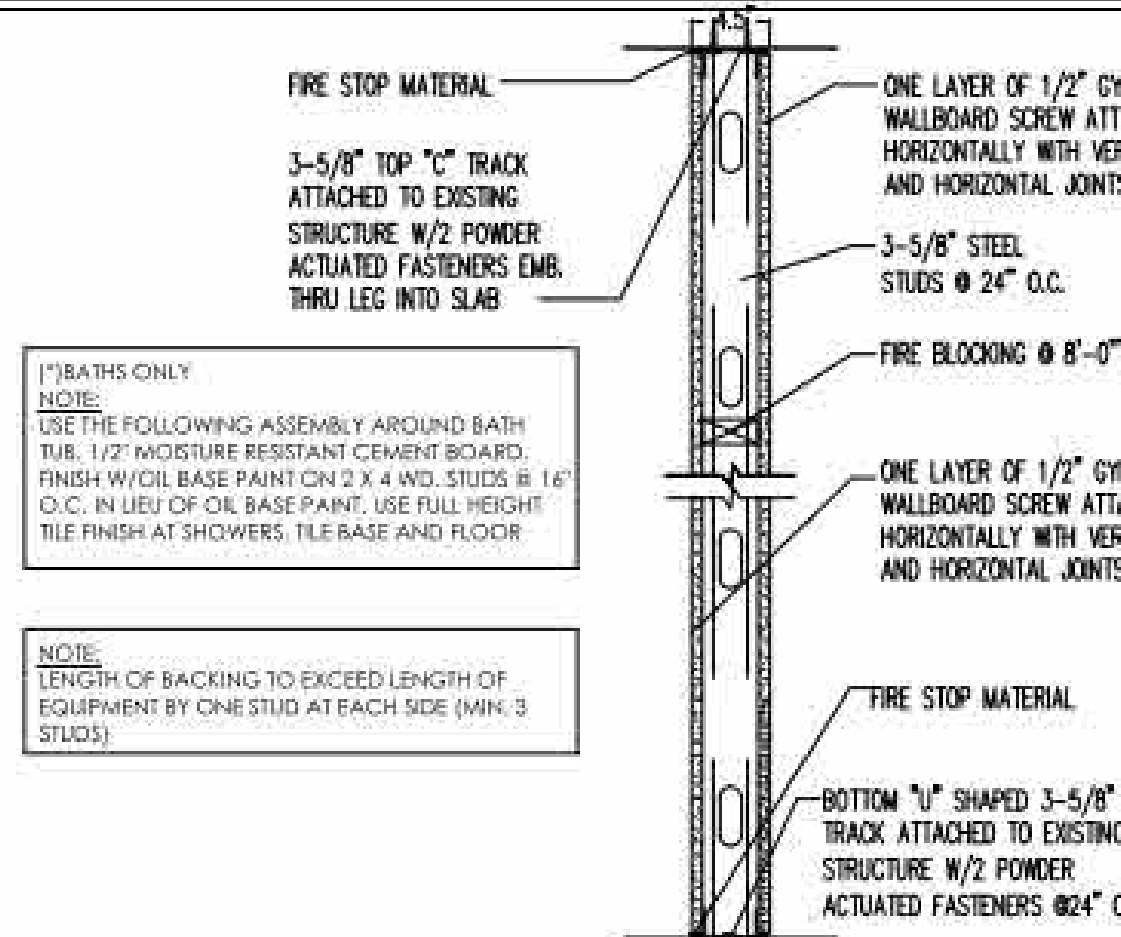
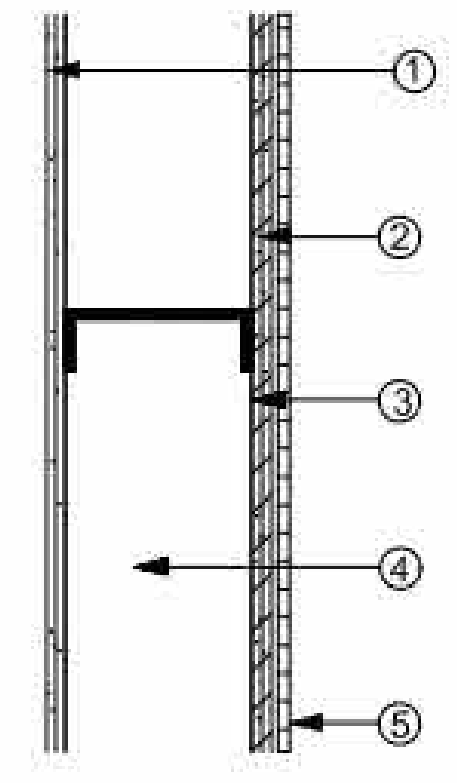
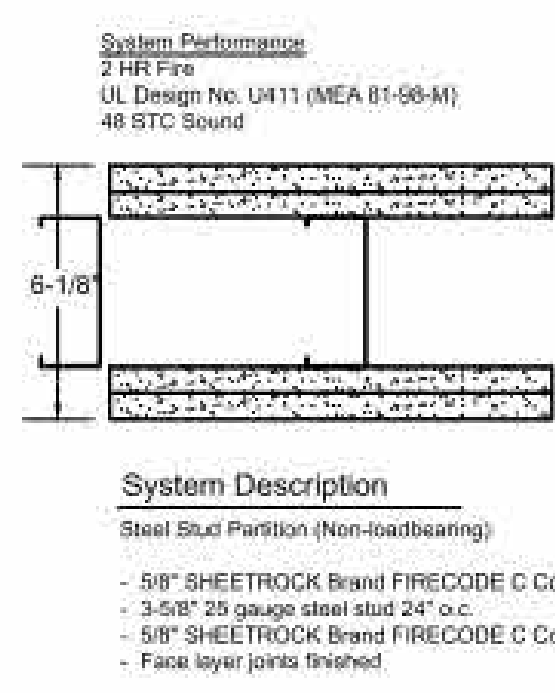
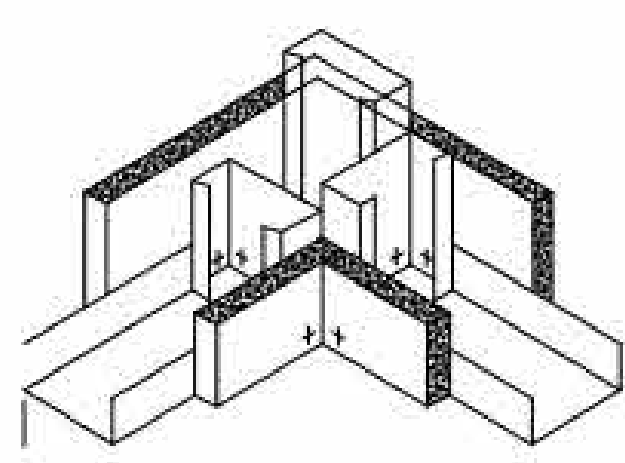
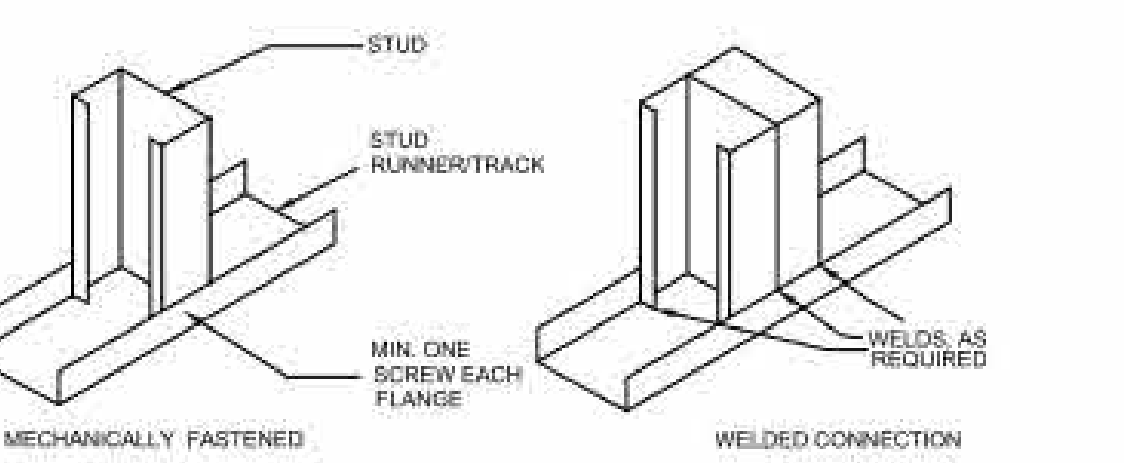
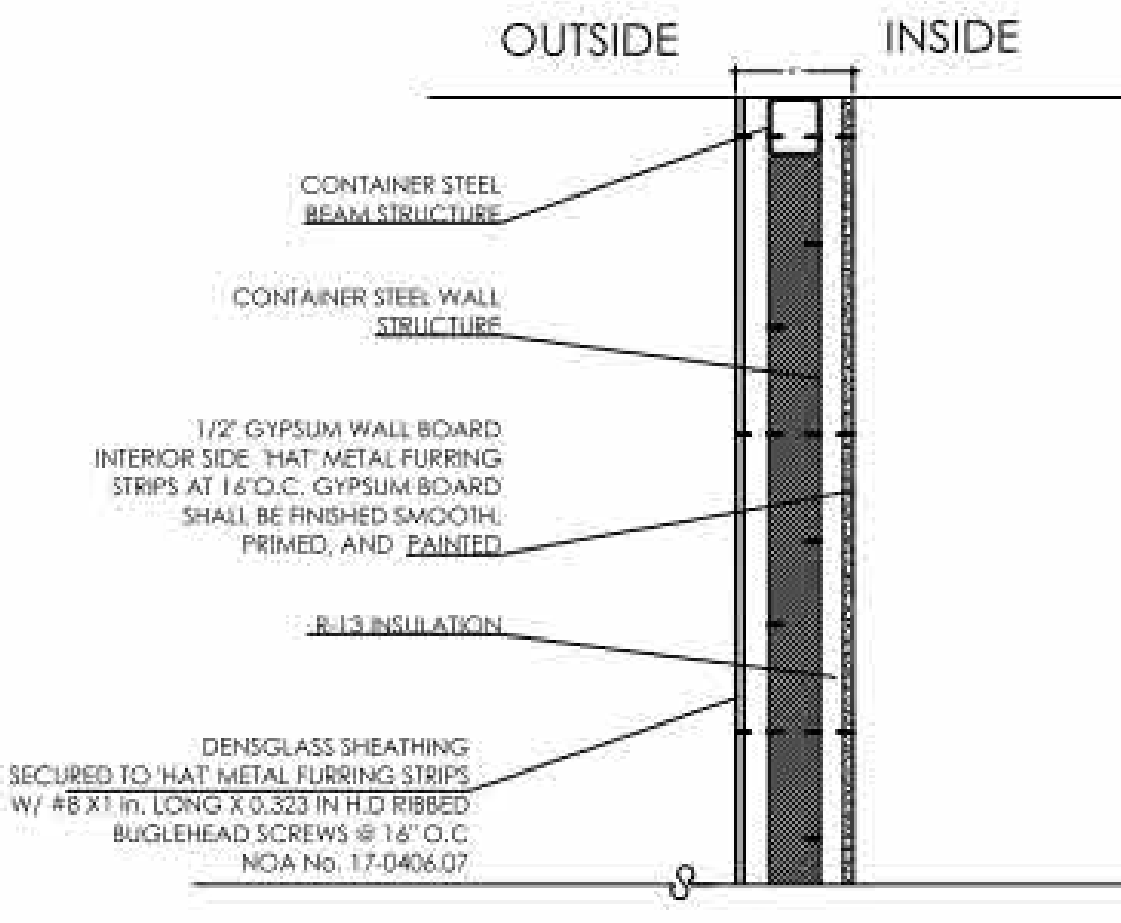
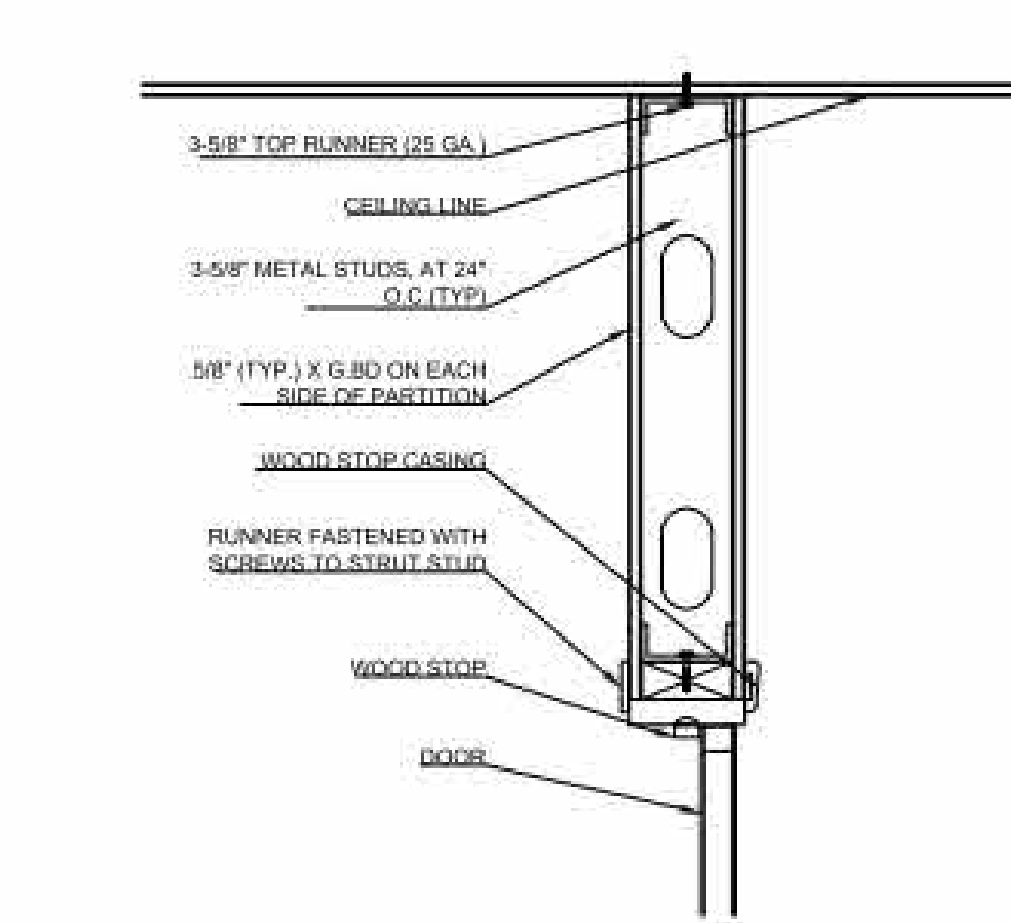
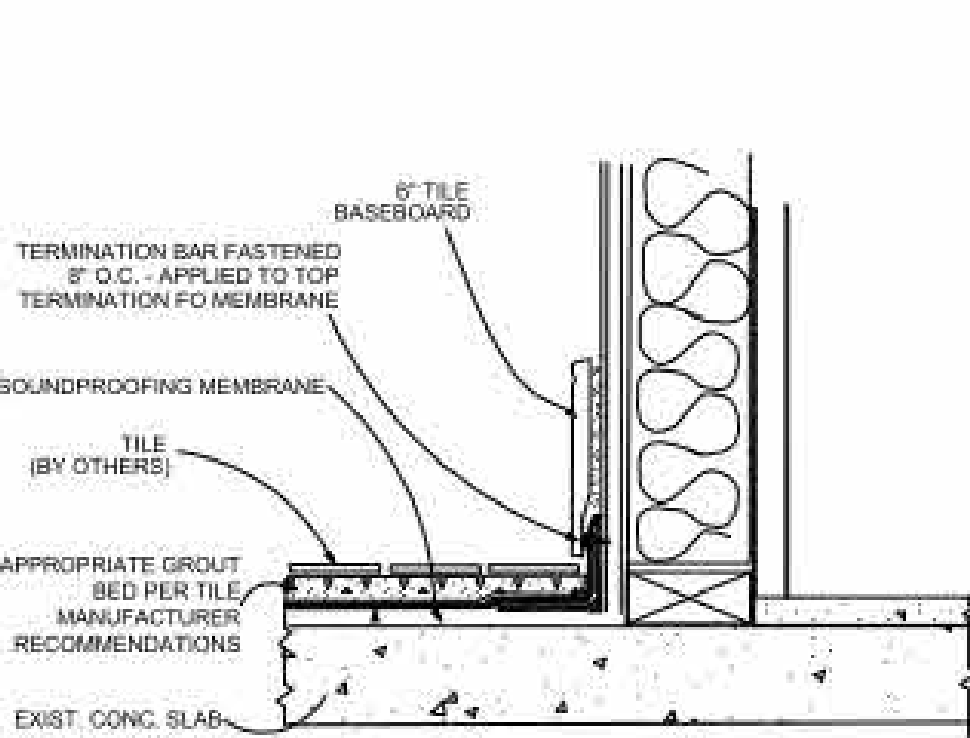
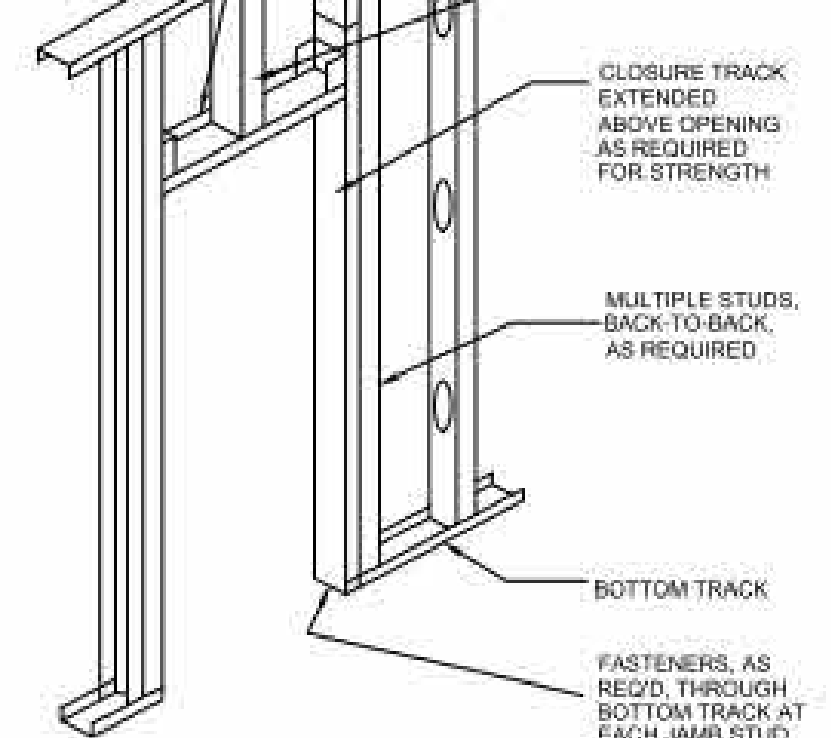

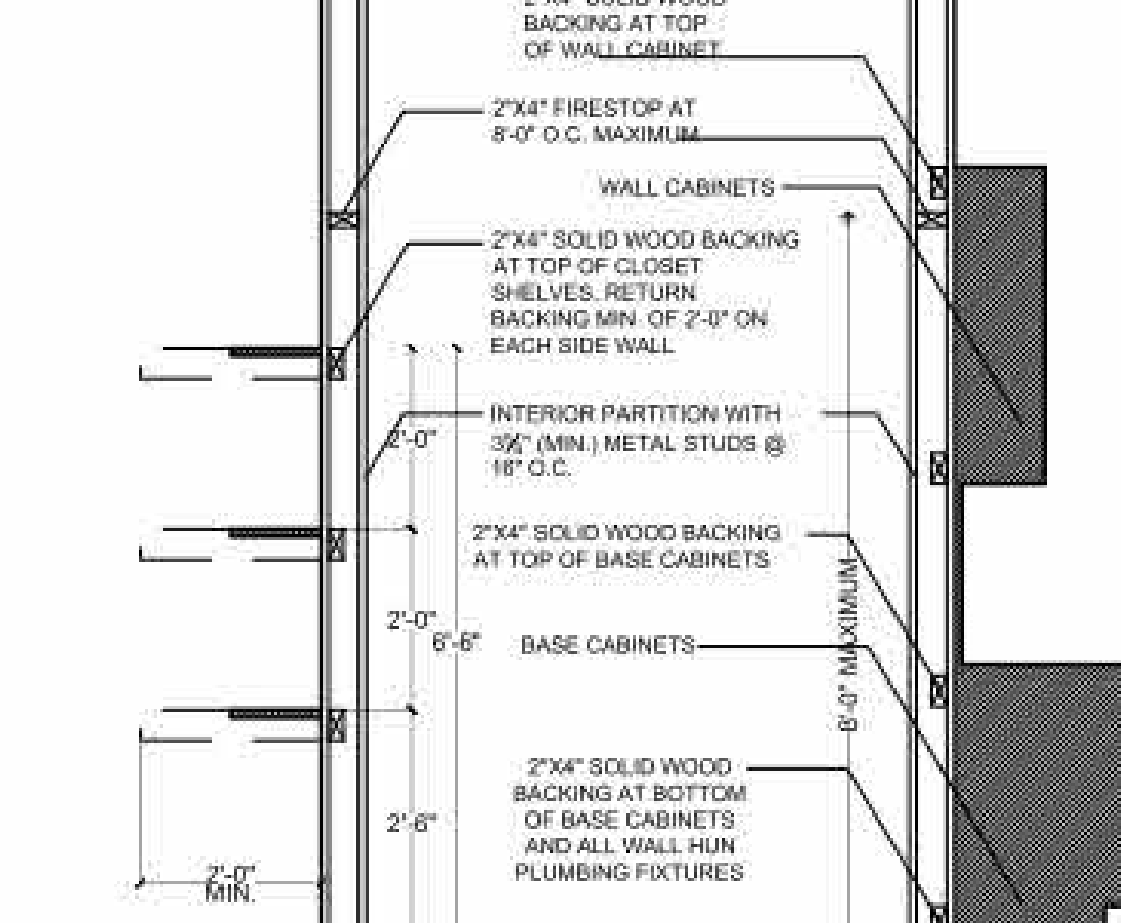
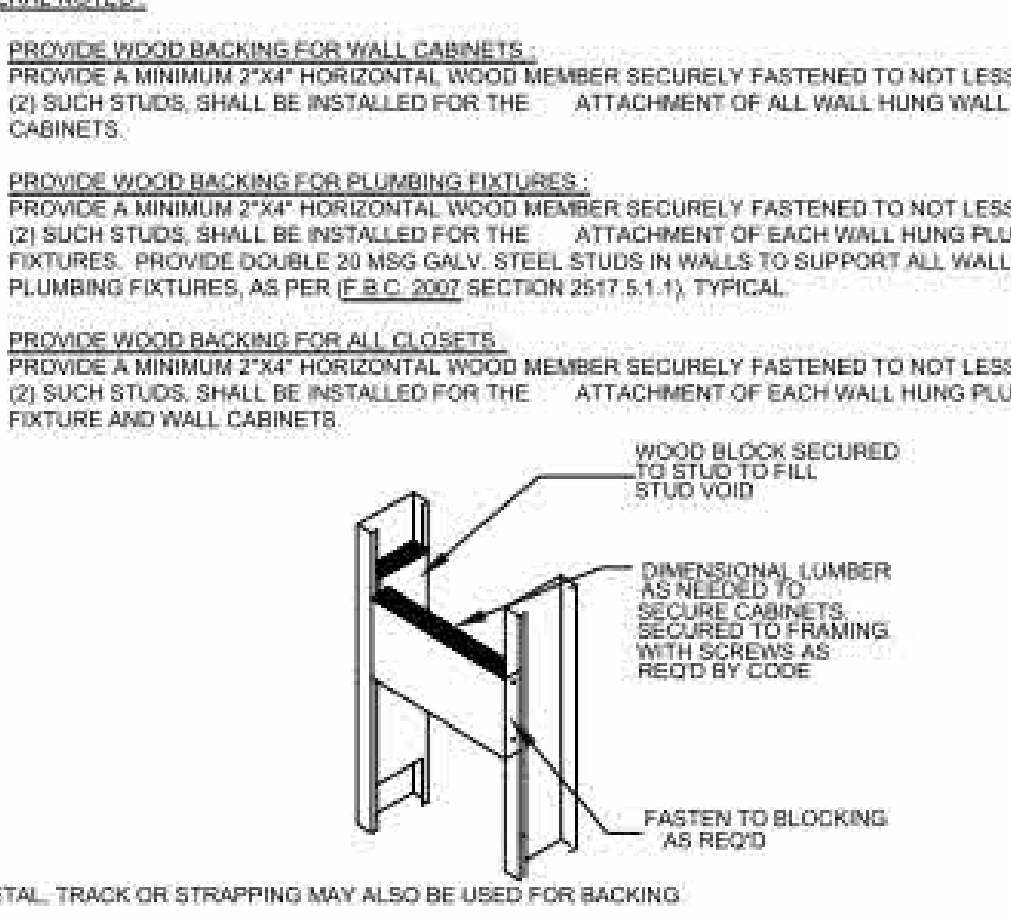
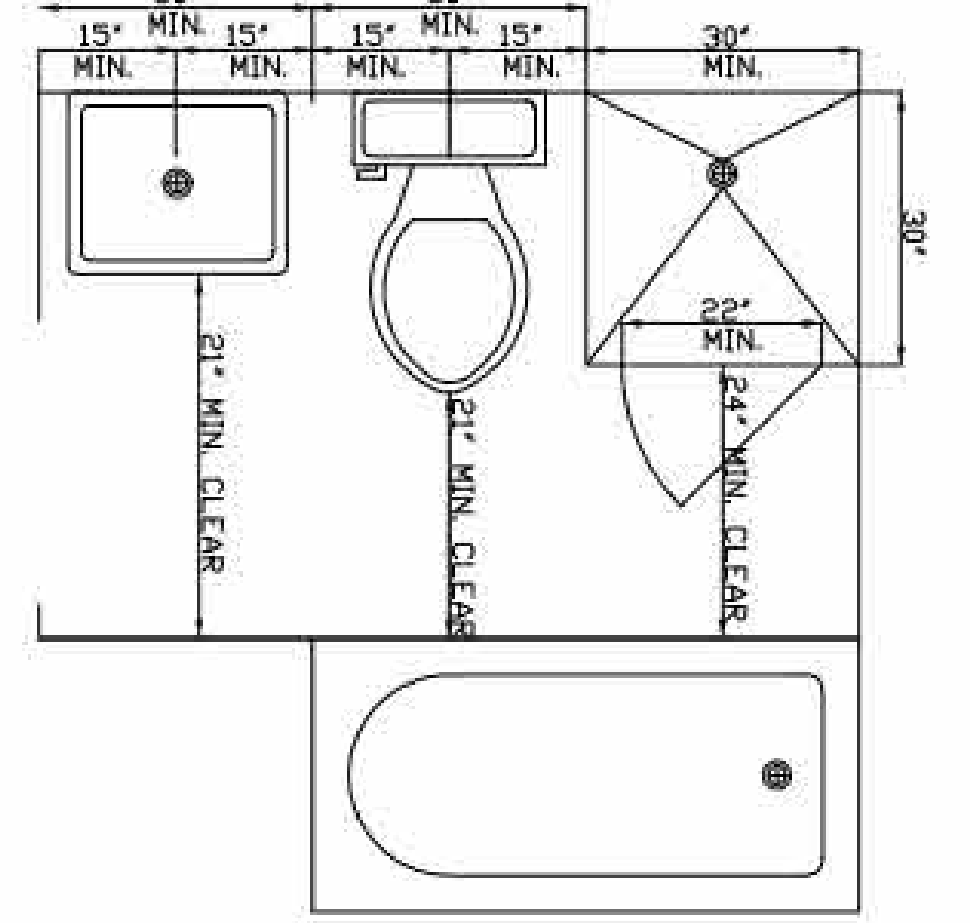
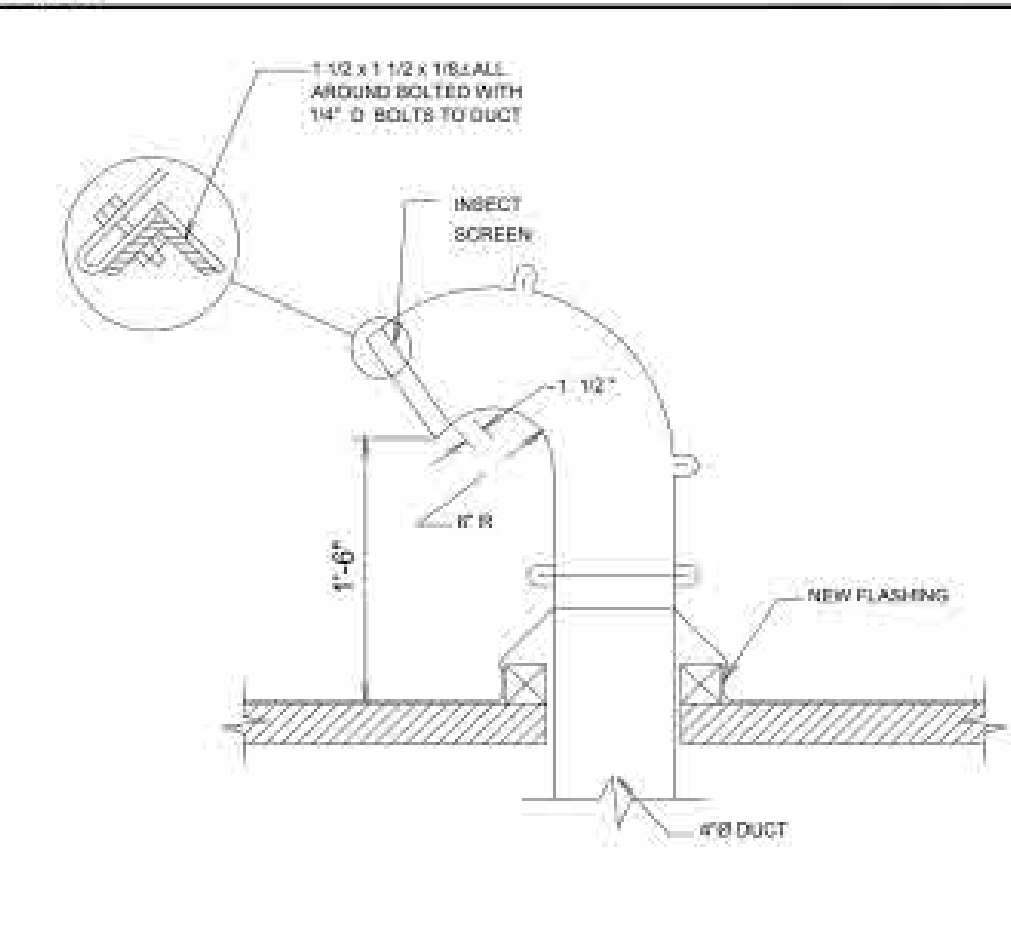

 <p>01 A METAL STUD INTERIOR PARTITION, TYPE A NTS</p>	 <p>02 B EXTERIOR WALL NTS</p>	 <p>03 C INTERIOR PARTITION NTS</p>	 <p>04 EXIST./NEW BATHROOM PARTITION NTS</p>	 <p>05 TYP 2 HR- FIRE RATED - UL U411 NTS</p>
 <p>WALL CORNER DETAIL STEEL STUDS PER WALL TYPE, SCREWS AS REQUIRED PER CODE, TYP.</p>	 <p>TRACK CONNECTION DETAIL MECHANICALLY FASTENED</p>	 <p>06 D TYP CONTAINER STEEL WALL STRUCTURE NTS</p>	 <p>07 WOOD DOOR HEAD DETAIL NTS</p>	 <p>08 FLOOR DETAIL NTS</p>
 <p>DETAIL A/S-1 STEEL STUDS PER WALL TYPE, SCREWS AS REQUIRED PER CODE, TYP.</p>	 <p>TOP-BOTTOM PLATE SPLICE DETAIL MECHANICALLY FASTENED</p>	 <p>09 SHELF KITCHEN DETAIL NTS</p>	 <p>10 CABINET BACKING DETAIL NTS</p>	 <p>11 FIXTURE CLEARANCES NTS</p>
<p>08 STUD CONNECTION DETAIL DETAIL NTS</p> <p>SECTION 302.07 WALL AND CEILING FINISHES</p> <p>R302.9 FLAME SPREAD INDEX AND SMOKE-DEVELOPED INDEX FOR WALL AND CEILING FINISHES. FLAME SPREAD AND SMOKE INDEX FOR WALL AND CEILING FINISHES SHALL BE IN ACCORDANCE WITH SECTIONS R302.9.1 THROUGH R302.9.4. R302.9.1 FLAME SPREAD INDEX: WALL AND CEILING FINISHES SHALL HAVE A FLAME SPREAD INDEX OF NOT GREATER THAN 200 EXCEPT: FLAME SPREAD INDEX REQUIREMENTS FOR FINISHES SHALL NOT APPLY TO TRIM DEFINED AS PICTURE MOLD, CHAIR RAILS, BASEBOARDS AND HANDRAILS, TO DOORS AND WIN-DOWS OR THEIR FRAMES, OR TO MATERIALS THAT ARE LESS THAN 1/2 INCH (12.7 MM) IN THICKNESS CEMENTED TO THE SURFACE OF WALLS OR CEILINGS IF THESE MATERIALS EXHIBIT FLAME SPREAD INDEX VALUES NO GREATER THAN THOSE OF PAPER OF THIS THICKNESS CEMENTED TO A NONCOMBUSTIBLE BACKING. R302.9.2 SMOKE-DEVELOPED INDEX: WALL AND CEILING FINISHES SHALL HAVE A SMOKE-DEVELOPED INDEX OF NOT GREATER THAN 450. R302.9.3 TESTING: TESTS SHALL BE MADE IN ACCORDANCE WITH ASTM E 84 OR UL 723.</p> <p>SECTION 302.10 FLAME SPREAD FOR INSULATION</p> <p>R302.10 FLAME SPREAD INDEX AND SMOKE-DEVELOPED INDEX FOR INSULATION. FLAME SPREAD AND SMOKE-DEVELOPED INDEX FOR INSULATION SHALL BE IN ACCORDANCE WITH SECTIONS R302.10.1 THROUGH R302.10.5.</p> <p>R302.10.1 INSULATION: INSULATION MATERIALS, INCLUDING FAC-INGS, SUCH AS VAPOR RETARDERS AND VAPOR-PERMEABLE MEMBRANES INSTALLED WITH FLOOR/CEILING ASSEMBLIES, ROOF/CEILING ASSEMBLIES, WALL ASSEMBLIES, CRAWL SPACES AND ATTICS SHALL HAVE A FLAME SPREAD INDEX NOT TO EXCEED 25 WITH AN ACCOMPANYING SMOKE-DEVELOPED INDEX NOT TO EXCEED 450 WHEN TESTED IN ACCORDANCE WITH ASTM E 84 OR UL 723.</p> <p>EXCEPTIONS:</p> <ol style="list-style-type: none"> 1. WHEN SUCH MATERIALS ARE INSTALLED IN CONCEALED SPACES, THE FLAME SPREAD INDEX AND SMOKE-DEVELOPED INDEX LIMITATIONS DO NOT APPLY TO THE FAC-INGS, PROVIDED THAT THE FACING IS INSTALLED INSUBSTANTIAL CONTACT WITH THE UNEXPOSED SURFACE OF THE CEILING, FLOOR OR WALL FINISH. 2. CELLULOSE LOOSE-FILL INSULATION, WHICH IS NOT SPRAY APPLIED, COMPLYING WITH THE REQUIREMENTS OF SECTION R302.10.3, SHALL ONLY BE REQUIRED TO MEET THE SMOKE-DEVELOPED INDEX OF NOT MORE THAN 450. 3. FOAM PLASTIC INSULATION SHALL COMPLY WITH SECTION R316. <p>12 FINISH NOTES NTS</p>	<p>13 ARCHITECTURAL NOTES</p> <p>THE CONTRACTOR SHALL INSPECT ALL EXISTING CONDITIONS, VERIFY ALL ON SITE DIMENSIONS, EQUIPMENT AND BUILDING SERVICE REQUIREMENTS PRIOR TO COMMENCEMENT OF WORK. ORIGINAL BUILDING PLANS SHOULD BE REVIEWED TO ASSESS THE ENTIRE SCOPE OF THE PROJECT.</p> <p>THE CONTRACTOR SHALL BE RESPONSIBLE FOR COORDINATION WITH ALL OTHER TRADES INCLUDING THE EXISTING STRUCTURAL ELEMENTS OF THE BUILDING.</p> <p>THE CONTRACTOR SHALL PROVIDE ALL ELEMENTS OF THE SYSTEMS AS INTENDED BY THE DESIGN TO RESULT IN COMPLETE AND WORKABLE SYSTEMS IN ACCORDANCE WITH ALL STATE AND LOCAL CODES, SAFETY STANDARDS AND GOVERNING ORDINANCES.</p> <p>ALL FINISH MATERIALS CHOSEN FOR THIS SPACE WILL BE DETERMINED BY OWNER.</p> <p>ALL CONSTRUCTION SHALL CONFORM TO ALL CODE REGULATIONS AND RESTRICTIONS.</p> <p>THE CONTRACTOR SHALL BE RESPONSIBLE FOR REMOVAL OF ALL DEBRIS.</p> <p>DRAWINGS ARE DIAGNAMATIC. DO NOT SCALE FOR EXACT LOCATION OF OPENINGS, ALL WORK SHALL BE COORDINATED WITH OTHER TRADES TO AVOID INTERFERENCE WITH PROGRESS OF THE CONSTRUCTION.</p> <p>REQUIRED INSURANCE SHALL BE PROVIDED BY CONTRACTOR FOR PROTECTION AGAINST PUBLIC LIABILITY AND PROPERTY DAMAGE FOR THE DURATION OF THE WORK.</p> <p>CONTRACTOR SHALL SECURE AND PAY FOR ALL PERMITS, FEES, INSPECTIONS AND TESTS.</p> <p>CONTRACTOR SHALL VERIFY ALL DIMENSIONS ON JOB PRIOR TO BEGINNING.</p> <p>CONSTRUCTION DIMENSIONS SHALL TAKE PRECEDENCE OVER DRAWINGS.</p> <p>13 ARCHITECTURAL NOTES</p>	<p>14 EGRESS WINDOW DETAIL NTS</p> <p>SAFETY / EGRESS DOOR NOTES</p> <p>NO DOOR IN THE PATH OF TRAVEL OF MEANS OF ESCAPE SHALL BE LESS THAN 32\" data-bbox="376 720 538 924"/> <p>EGRESS WINDOW NOTES:</p> <p>AN OUTSIDE WINDOW OR DOOR OPERABLE FROM THE INSIDE WITHOUT THE USE OF TOOLS AND PROVIDING A CLEAR OPENING OF NOT LESS THAN 20 IN. (50.8 CM) IN WIDTH, 24 IN. (61 CM) IN HEIGHT, AND 5.7 SQ. FT. (0.53) IN AREA. THE BOTTOM OF THE OPENING SHALL BE NO MORE THAN 44 IN. (112 CM) ABOVE THE FLOOR. AS PER N.F.P.A. 101 SECT. 22-2.2.3 (C) AND SECT. 24.2.</p> <p>SAFEGUARDS: OPERABLE WINDOWS SHALL BE PROTECTED AS FOLLOWS: WHERE THERE IS DROP OF MORE THAN 4'-0\" data-bbox="376 720 538 924"/> <p>14 EGRESS WINDOW DETAIL NTS</p> </p></p>	<p>15 ROOF OUTSIDE AIR DETAIL NTS</p>  <p>15 ROOF OUTSIDE AIR DETAIL NTS</p>	<p>16 SCUPPER & OVERFLOW DETAIL NTS</p>  <p>16 SCUPPER & OVERFLOW DETAIL NTS</p>